NOTICE DE MONTAGE

RENAULT 19

Réf : DC00706

Distribution **P**ièces **A**uto **N**arbonnaise

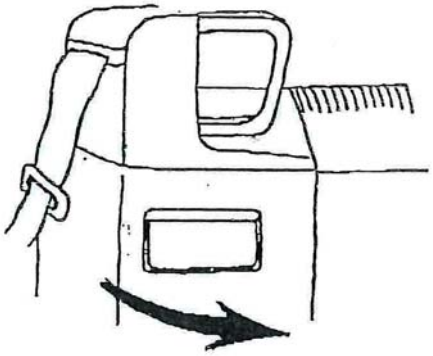

De chaque côté retirez délicatement le panneau plastique se trouvant sous la poignée.

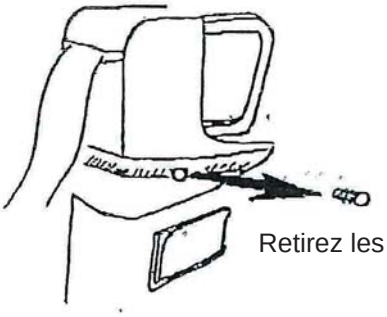

Retirez les vis.

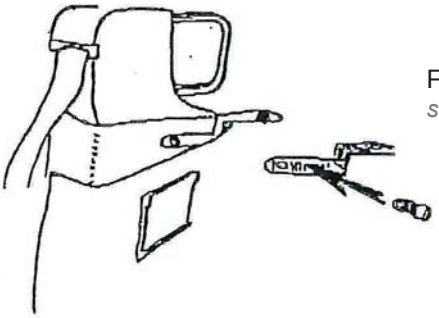

Fixez le support du coupe-vent *(celui disposant d'un écrou soudé).*

Remettre en place les panneaux plastiques.
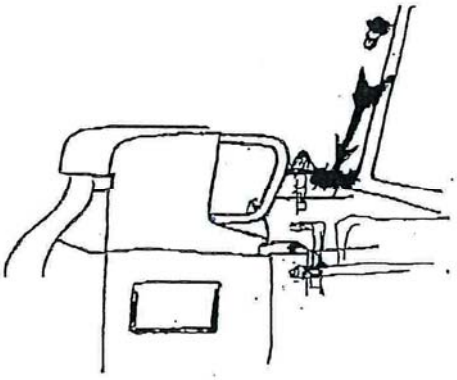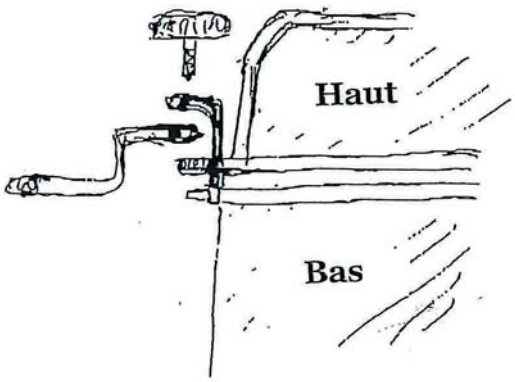
Vous pouvez maintenant installer le coupe-vent.